



SPB Geo Game

User Manual



Copyright Notice

© 2010 SPB Software. All rights reserved. Information in this manual is subject to change without notice and does not represent a commitment on the part of SPB Software. All company and product names mentioned in the manual may be trademarks or registered trademarks of their respective owners.



TABLE OF CONTENTS

- Overview..... 3
 - Software Features 3
- Installation..... 4
 - System Requirements..... 4
 - Installing 4
- Using SPB Geo Game 5
- Technical Support 6
 - Contacting Technical Support..... 6



OVERVIEW

SPB Geo Game is a Mobile game which will help you improving your geographical knowledge and fill your free time. The database includes information about capitals and flags of all countries.

Software Features

Educational Tool

Do you know what Tuvalu is? Well, it is a country, and SPB Geo Game will show you where it is located. What about the Christmas Island flag, can you recall the way it looks? Educate yourself and widen your horizons by playing the Geo Game. This one minute game will help to improve your geographical competence and entertain you on the go.

3D Globe

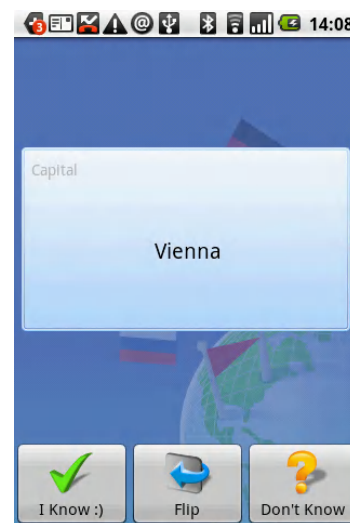
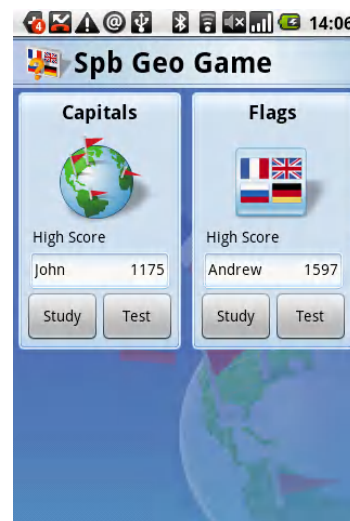
SPB Geo Game will show you where your correct answer city of country is located on the animated 3D Globe. SPB's 3D Globe is a fun educational tool, when playing the Geo Game.

Quick and Easy

In our mobile world we have only few minutes to play when we are in a queue or waiting for a bus. SPB Geo Game is coffee break game that will only take a couple of minutes to play. One touch to start with no configurations needed.

Study Mode

Use this effective FlashCards study tool and teaching aid that will help you memorize capitals and flags of all countries quickly and easily.





Installation

Installation of SPB Geo Game is a very simple process and takes less than five minutes to complete. The following installation guide will help you.

System Requirements

Make sure your system meets the following requirements before installation:

- Samsung I7500
HTC Hero
HTC Magic
T-Mobile MyTouch 3G
T-Mobile G1



Installing

To install SPB Geo Game access Android Market™:

1. On the Home screen, touch the Application button.
2. Touch Market. When you first enter Android Market, you will see featured items, a list of item categories, a link to search, and a link to My downloads.
3. Navigate to and select the SPB Geo Game. The Item details screen appears. If you scroll down to the About the developer section, you can view more applications by SPB Software or send us an e-mail message.
4. Touch Buy.
5. After selecting Buy, you may be asked to sign in to an additional Google account. Sign in and select Purchase now if you want to proceed. Step through the purchase screens.



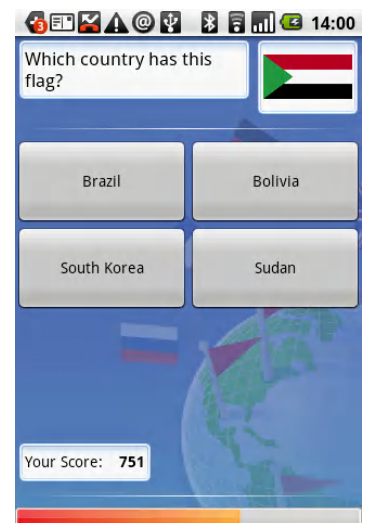
USING SPB GEO GAME

After SPB Geo Game is installed on your device it is ready to use. On the Home screen, touch the Application button then touch SPB Geo Game to launch the program.

Start by selecting the game mode (Capitals or Flags). In each mode you can choose between game Play or Study Aid.

- In the game playing mode, you have to answer the question within 1 minute. You can see the time left at the bottom of the screen. The points are scored as follows: 100 point for correct answer at first try, 25 point for the second try, 6 points for the third, and 1 point for the fourth. The right answer location is shown on a 3D globe.
- In the game studying mode, a flipping FlashCards will be shown as teaching aid that will help you memorize capitals and flags of all countries quickly and easily.

From the game menu you can clear top score, access the game help, and view the About note. You can quit the game at any time using the Back key.





TECHNICAL SUPPORT

This chapter contains technical support information. It includes all the information you need to assist you.

Contacting Technical Support

Please take advantage of one of the SPB software free technical support options:

- Consult the help installed with your program from MENU > Help.
- Refer to the Frequently Asked Questions (FAQs) in the Support section of the SPB software web site. The FAQs may have information and helpful hints that are more current than the user manual:
<http://spb.com/android-software/geogame/faq.html>
- You can ask the SPB Technical Support a question here: <http://spb.com/android-software/geogame/support.html>.

Please include the following information to help us isolate the problem:

1. The type of the device that you are using.
 2. The software name and version number. Select MENU > About to view the software name and version number (example: SPB Geo Game, version 1.0, Build 95).
 3. Any error messages that accompany the problem.
 4. A brief description of how we can recreate the issue.
- For more information please visit our web site at: <http://spb.com/support/general.html>