

SPB News

User Manual



Copyright Notice

© 2010 SPB Software. All rights reserved. Information in this manual is subject to change without notice and does not represent a commitment on the part of SPB Software. All company and product names mentioned in the manual may be trademarks or registered trademarks of their respective owners.



TABLE OF CONTENTS

Overview	3
Software Features.....	3
Installation.....	5
System Requirements.....	5
Installing SPB News	5
Registration	5
Uninstallation.....	5
Using SPB News	6
Configuring SPB News	8
Channel Properties.....	9
Technical Support	10
About The Trial Version.....	10
Before Contacting Technical Support.....	10
Contacting Technical Support.....	11
Glossary	11



OVERVIEW

SPB News is a powerful mobile news aggregator for mobile phones. SPB News gives you a rich offline experience along with an easy interface and full RSS/Atom support. With SPB News you will always have all of the latest information, right in your pocket, with images and entire articles and fully optimized for small screen viewing.

Software Features

Full Website News

SPB News's unique features provide you with full text article reading. Usual RSS channels contain only headers and links to articles. But with SPB News you will not need to visit links and wait until your article is loaded. You have all your favorite channels content right in your pocket. With a template based channel you can get all the article text with pictures and not just a small excerpt and headers which are provided by usual RSS feeds.



Full RSS/Atom Support (0.9x, 1.0, 2.0)

SPB News works with a variety of different feed formats: RSS 1.0 (including RSS 0.9, 0.91, 0.92), RSS 2.0 and Atom. RSS is the abbreviation for "Real Simple Syndication" and the standard format used by blogs and professional websites of publishers or media companies to regularly supply you with the latest news. An RSS feed entry gives a brief summary of an article and a link to a web page containing the full article. RSS delivers the website's important contents without graphical overhead – so it's ideal for mobile reading. Commercial websites such as CNN and Yahoo include links to their own RSS news feeds. Independently produced feeds can be found on websites such as www.feedburner.com

Offline Reading with Pictures

SPB News downloads and save the full article with pictures for you to read in the offline mode. Update your channel to get all the latest news with images and whole articles right in your pocket.

Animated Transitions

The animated transitions give you excellent visual cues to help you understand where you are, where you have come from, where you are going, and to keep you oriented.





Article Thumbnails

SPB News automatically generates picture thumbnails for each article if there are any pictures present inside.

No Desktop Component Needed

SPB News downloads all articles directly from the web, an internet connection is required. The program can use your wireless connection, as well as ActiveSync Desktop connection.





INSTALLATION

Installation of SPB News is a very simple process and takes less than five minutes to complete. The following installation guide will help you.

System Requirements

SPB News supports the following Mobile platform operating systems:

Windows Mobile 5 Phone Edition
Windows Mobile 5 Pocket PC
Windows Mobile 6 Classic
Windows Mobile 6 Professional
Windows Mobile 6.1 Classic
Windows Mobile 6.1 Professional

Windows Mobile 5 Smartphone
Windows Mobile 6 Standard
Windows Mobile 6.1 Standard



Installing SPB News

After you have downloaded the SPB News distribution file you should install it to your device. For a successful installation you will need a device attached to your Windows desktop PC. You will also need Microsoft ActiveSync software in order to install SPB News to your device.

When you run the software installer on your desktop PC it will ask you to accept the license agreement and will start the installation program. You will be prompted for the location where you want the software to be installed.

Another way is to download the SPB News .CAB distribution file on your desktop PC then move the .CAB file to your device. You can also download it directly using your device Internet browser. After you have downloaded and transferred the .CAB file to your device storage card, run the file to begin the installation process and follow the on-screen instructions.

Registration

You will be able to use SPB News until the end of the trial version period of 15 days. If you have not registered SPB News within this timeframe, you will need to do so to continue using it.

To obtain the serial number you need to purchase SPB News software license and you will receive your serial number by email.

Uninstallation

To remove the product from your device:

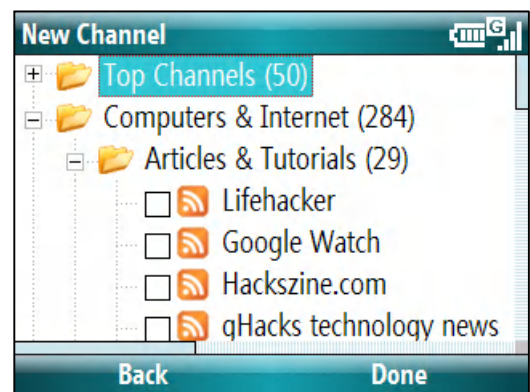
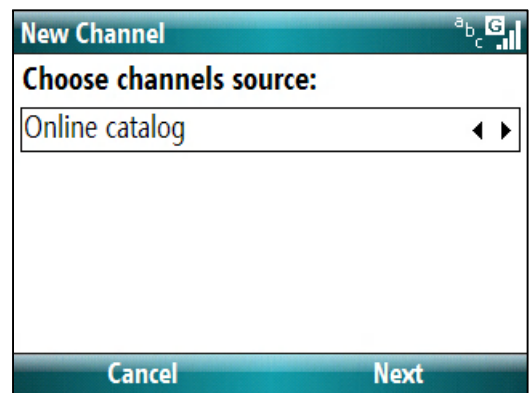
1. Go to Start menu >> Settings
2. Open System and press Remove Programs
3. Select SPB News from the list and press the Remove button
4. Choose Yes to confirm removing



USING SPB NEWS

SPB News has easy to use functions and tools to keep your channels updated and organized for quick access.

- Start by choosing the program content location. The downloaded content will be saved in the \Program Files\SPB News\Content folder on the main memory. To change the content location from the main memory to storage card (if available) go to Menu > Options... > Content tab.
- The next step is adding and organizing your favorite RSS channels. Adding a new channel can be accomplished several ways. First, select a channel source and then follow the instructions.
 - Online catalog: : Use the online catalog to select from a list of over 2000 popular channels that are optimized for a small screen with subcategories and sorted by popularity. The online Multilanguage catalog makes it easy to choose new interesting channels whenever you want.
 - RSS/Atom feed URL: If you know the complete URL for a feed, you can enter it directly. You can also enter a name for the channel or you can use the Check and Get Name button.
 - Search: You can use the search option when adding a new channel to find what might be of interest to you. The search will be performed throughout the whole online catalog that is provided by SPB Software and RSS catalog provided by Syndic8. (<http://syndic8.com/>).
 - OPML: An Outline Processor Markup Language (OPML) file is a text file containing a subscription list of RSS URLs. Update your channel list by importing OPML files made by other RSS readers. These files can be browsed on your device or by providing the URL address of the OPML file. After you have chosen a file, you will see the list of channels found in the file. Select the channels you are interested in and press the Finish button.
 - Local templates: With the SPB News templates feature you can extract from any webpage only the article text and pictures you want and format it exactly as you want. You may import channels from a template file on your device. The file must be in .xml format and located in the SPB News\templates folder. After you have chosen a file, you will see the list of channels found in the template file. Select the channels you are interested in and press the Finish button.





Note: Advanced users can make their own templates. See the technical support chapter for more related information.



- The newly added channels will be updated immediately if your device is connected to the Internet.

Note: Even during the updating process you can add new channels and read articles that have already been downloaded.

- Open a channel or article context menu to view the available options.
- You can distinguish RSS from template-based channels by their icon. The blue icon  is for templates and the orange icon  or the default channel icon is for RSS feeds.



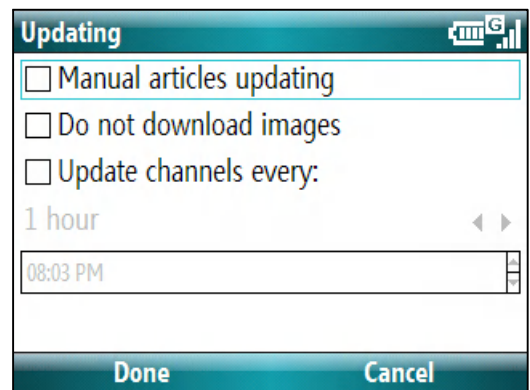
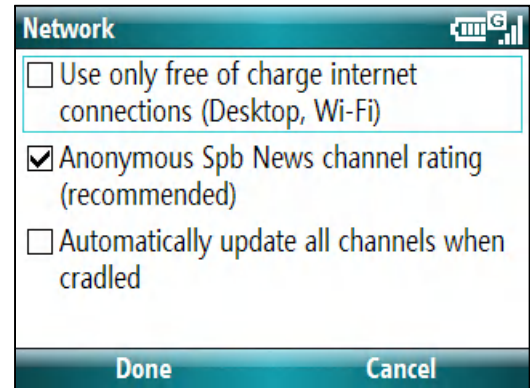


CONFIGURING SPB NEWS

SPB News provides a customizable user interface and behaviors. You can customize such things as content location, network settings, content update and cleaning options. To start configuration, select the Options... menu item.

- Network: Configure SPB News Internet connection and channels updating behavior. You can also participate in the News channel rating program and help improve the Online Catalog contents.
 - Use only free of charge Internet connections (Desktop, Wi-Fi): If enabled the data will be updated only when your device is connected to the Internet via a free connection, thus preventing unexpected high-cost downloads.
 - Anonymous SPB News channel rating (recommended): When enabled SPB Software will gather statistical information about the channels you choose for viewing. These statistics are gathered from a large number of SPB News users and allow you to track the most visited channels, automatically updating the channel rating, which in turn improves the usability of the online channel catalog.
 - Automatically update all channels when cradled: If enabled the channels will be automatically updated each time your device is cradled.
- Content: Customize options regarding your content location. You also can see the total amount of storage it is using.
 - Choose a content location: You can choose where to save the data downloaded by SPB News.
 - Size: This parameter shows you the storage space used to save data from all channels.
- Updating: Configure the channels updating behavior.
 - Manual articles update: If enabled, only article headers will be downloaded. Then you can select the articles you want to download fully.
 - Do not download images: If enabled, no images will be downloaded with the articles in any channel.

Note: The previous two options are recommended if you want to decrease the amount of data you transfer over the Internet during the channel updating process
 - Update channels every: If enabled, you will be able to set the automatic updating time interval. An Internet connection must be available.
- Cleaning: Configure the channels data cleaning behavior.
 - Automatically delete articles older than set limit: If you want to automatically delete the old content of all channels then enable this option and provide an appropriate time interval.





- Limit the number of articles in a channel: If you don't want to overload your channels enable this option and provide the maximum number of articles.

Channel Properties

Every particular channel can behave according to common channel properties or its own particular properties. For example it may make sense to keep the content of a scientific channel or a blog for a longer period than for a news channel. To open, choose a channel and select Channel Properties... menu item from the Channel submenu.

- General: You can edit the channel name and see the complete URL for a channel. You can also see the size of the data that has been downloaded for this channel.
- Updating: Configure the selected channel updating behavior:
 - Use defaults: If enabled, the default properties as configured in the program options will be applied. If you want to configure the selected channel properties, disable this option and customize the following:
 - Manual articles update: If enabled, only articles headers will be downloaded. You will still be able to download the full text of either several or all articles later.
 - Do not download images: If enabled, no images will be downloaded along with the articles within this channel.
- Cleaning: Configure the selected channel cleaning behavior:
 - Use defaults: If enabled, the common channel properties as configured in program options will be applied. If you want to configure individual properties for this channel disable this option and customize the following:
 - Automatically delete articles older than set limit: Enable and set the cleaning time interval to delete the old content automatically.
 - Limit the number of articles in a channel: If you don't want to overload the articles list, enable this option and provide the maximum number of articles you want to see.

General

Name:
Aximsite.com - News

URL:
http://feeds.feedburner.com/MobilitySite

Size: 807 KB

Done Cancel

Cleaning

Automatically delete articles older than set limit:

7

Limit the number of articles in a channel:

50

Done Cancel



TECHNICAL SUPPORT

This chapter contains technical support information. It includes all the information you need to assist you.

About The Trial Version

The trial version of SPB News includes all of the features available in the registered version. The trial version expires within 15 days after installation. You can use the trial version only to check how SPB News works. In order to keep using the software you need to purchase the license. There is no need to re-install the SPB News in order to use the full version.

To obtain the serial number you need to purchase SPB News software license and you will receive your serial number by email. For more information please visit our website at: <http://spb.com/support/general.html>

Before Contacting Technical Support

Please read this section before contacting Technical Support, it includes the most common important issues users might face.

Create Your Own Templates

Advanced users who have some programming knowledge can make their own templates for any channel of their interest. At this link you can find a full article about how to write and use templates: <http://spbinsight.com/documentation.php>.

Updating is Not Working for All Channels

If you update or add new channel but the connection fails, open your device Internet browser and try to open any URL, for example <http://spb.com/>. Most likely there is a problem with the internet connection and you need to solve it by consulting your device user manual or network provider.

Particular Channel Does Not Update

If you can not update a particular channel and other channels can be added and updated, then there are two possibilities:

1. If it is RSS-based channel, then this could be server downtime. You need to allow sometime for the server to be fixed by the owner of this feed.
2. If it is a template-based channel, then in addition to server problems, it's possible that the website design has changed and the template is no longer valid. In this case we recommend you to contact the SPB Technical Support, so that the issue will be fixed if possible.



Contacting Technical Support

You can ask your technical question here: <http://spb.com/smartphone-software/news/support.html>.

Please include the following information to help us isolate the problem:

1. The type of the device that you are using.
2. The software name and version number. Select Menu > About... to view the software name and version number (example: SPB News, version 2.0, Build 811).
3. Any error messages that accompany the problem.
4. A brief description of how we can recreate the issue.

GLOSSARY

Term	Definition
Aggregator	A software application for managing and viewing RSS news feeds.
RSS	Really Simple Syndication is a format for syndicating and distributing news on the Internet.
Article	A single downloaded item from a subscription. Usually contains a title, some content, and a link for more information.
Feed	A website that serves up data in RSS format. It is in standard URL format (http://...), usually ending in either .xml or .rdf.
OPML	Outline Processor Markup Language. In Quick News, an OPML file contains a subscription list.
Subscription List	A list of news feed URLs maintained by an aggregator.